



District Report Card: 2017


State: Tamil Nadu	District: Madurai
Class: 8	Subject: Science
Schools: 50	Students: 1226


Participation/Coverage


Students

<div>GENDER</div> <div></div>	Boys				Girls			
	Number		%		Number		%	
	549		44.78		677		55.22	

<div>AREA</div> <div></div>	Rural				Urban			
	Number		%		Number		%	
	603		49.18		623		50.82	

<div>CATEGORY</div> <div></div>	SC		ST		OBC		GEN	
	Number	%	Number	%	Number	%	Number	%
	208	16.97	6	0.49	954	77.81	58	4.73

<div>CWSN</div> <div></div>	LD	VI	HI	S&LD	ID	Oth
	3	2	1	2	0	1

<div>Management</div> <div></div>	Government			Government-aided		
	Number		%	Number		%
	555		45.27	671		54.73

Average Performance of Students in Science (%)

Overall	Gender		Area		Management		Social Group			
	Male	Female	Rural	Urban	Govt.	Aided	SC	ST	OBC	GEN
32.65	32.50	32.78	32.15	33.14	31.63	33.50	31.31	26.67	32.91	33.91

Performance on Learning Outcomes (LOs)

Learning Outcomes	Description	Average Performance(%)
SCI703	Classifies materials and organisms based on properties/characteristics	37.45
SCI704	Conducts simple investigation to seek answers to queries	19.23
SCI705	Relates processes and phenomenon with causes	39.73
SCI708	Measures and calculates e.g., temperature; pulse rate; speed of moving objects; time period of a simple pendulum, etc.	19.98
SCI710	Plots and interprets graphs	27.01
SCI711	Constructs models using materials from surroundings and explains their working	24.44
SCI801	Differentiates materials, organism and processes	35.83
SCI804	Relates processes and phenomenon with causes	45.98
SCI805	Explains processes and phenomenon	26.89
SCI807	Measures angles of incidence and reflection, etc.	22.76
SCI811	Applies learning of scientific concepts in day-to-day life	36.83
SCI813	Makes efforts to protect environment	49.59

Range of Performance of Students who Answered Correctly							
Below 30%		30% - 50%		50% - 75%		Above 75%	
Number	%	Number	%	Number	%	Number	%
561	45.76	496	40.46	166	13.54	3	0.24

Lowest Performing Learning Outcomes (LOs)

- 1 - Conducts simple investigation to seek answers to queries (19.23)
- 2 - Measures and calculates e.g., temperature; pulse rate; speed of moving objects; time period of a simple pendulum, etc. (19.98)
- 3 - Measures angles of incidence and reflection, etc. (22.76)
- 4 - Constructs models using materials from surroundings and explains their working (24.44)
- 5 - Explains processes and phenomenon (26.89)